


PINE BANKS PARK



Fishing Derby

2024 Report of the Trustees



Clerk's Certificate
Pine Banks Park

A meeting of the Board of Trustees of Pine Banks Park was held at 11:00 A.M. on Tuesday, May 7, 2024, due notice of which was given to all members in advance thereof, at 350 Main Street, Malden, Massachusetts.

Present at the meeting were the following members:

C. Henry Kezer, of Melrose, Presiding, Hon Gary Christenson, Mayor of Malden, Hon Jennifer (Jen) Grigoraitis, Mayor of Melrose, Richard R. Burns, Jr. of Malden, Peter M. Carroll, of Malden, and Richard C. Rudolph, at large. John W. Lynch, of Melrose, was absent

A quorum was declared present and voting.

Section 6. of St. 1905, Chap. 393 states:

The board shall annually in the month of January make a full report to the cities of Malden and Melrose of its receipts and expenditures, with its estimate of the amount required for maintenance for the ensuing year.

Section 7. of St. 1905, Chap. 393 states:

The Cities of Malden and Melrose shall in their annual appropriation bills each appropriate and place at the disposal of said board one half of the amount determined by said board to be necessary for the maintenance of said property for that year, and set forth in its annual report as provided in section six.

Wherefore, the Annual Report of Pine Banks Park for January 2024, containing the Budget for the fiscal year 2025, and the report of the Superintendent of operations for Calendar 2023 was presented for the consideration of the board.

Upon motion duly made and seconded, it was unanimously:

VOTED: To adopt the report and budget, and submit the same to the Cities of Malden and Melrose for the purposes set forth in St. 1905, Chap. 393.

A true copy

C. Henry Kezer

C. Henry Kezer, Clerk

TAX RATE RECAPITULATION
Fiscal Year 2024

I. TAX RATE SUMMARY

la. Total amount to be raised (from page 2, IIe)	\$ 251,147,554.27
lb. Total estimated receipts and other revenue sources (from page 2, IIIe)	141,883,152.52
lc. Tax Levy (Ia minus Ib)	\$ 109,264,401.75
ld. Distribution of Tax Rates and levies	

CLASS	(b) Levy percentage (from LA5)	(c) Ic above times each percent in col (b)	(d) Valuation by class (from LA-5)	(e) Tax Rates (c) / (d) x 1000	(f) Levy by class (d) x (e) / 1000
Residential	80.6445	88,115,730.47	9,343,818,157.00		
Net of Exempt			7,537,769,411.00	11.69	88,116,524.41
Open Space	0.0000	0.00	0.00	0.00	0.00
Commercial	10.7719	11,769,852.09	646,668,317.00	18.20	11,769,363.37
Net of Exempt					
Industrial	4.5502	4,971,748.81	273,161,835.00	18.20	4,971,545.40
SUBTOTAL	95.9666		10,263,648,309.00		104,857,433.18
Personal	4.0334	4,407,070.38	242,141,130.00	18.20	4,406,968.57
TOTAL	100.0000		10,505,789,439.00		109,264,401.75

MUST EQUAL 1C

Signatures

Assessors

Nathaniel Cramer, Assessor, Malden, ncramer@cityofmalden.org 781-397-7100 | 11/29/2023 11:09 AM
 Comment:
 Robert Donnelly, Assessor, Malden, bdonnelly@cityofmalden.org 781-397-7100 | 11/29/2023 11:12 AM
 Comment:

Documents

No documents have been uploaded.

Do Not Write Below This Line --- For Department of Revenue Use Only

Reviewed By: Susan Whouley
Date: 11/30/2023
Approved: Thomas Guilfoyle
Director of Accounts: Deborah A. Wagner

TAX RATE RECAPITULATION
Fiscal Year 2024

I. TAX RATE SUMMARY

la. Total amount to be raised (from page 2, IIe)	\$ 131,551,476.56
lb. Total estimated receipts and other revenue sources (from page 2, IIIe)	54,994,994.40
lc. Tax Levy (Ia minus Ib)	\$ 76,556,482.16
ld. Distribution of Tax Rates and levies	

CLASS	(b) Levy percentage (from LA5)	(c) Ic above times each percent in col (b)	(d) Valuation by class (from LA-5)	(e) Tax Rates (c) / (d) x 1000	(f) Levy by class (d) x (e) / 1000
Residential	91.3137	69,906,556.45	7,060,349,614.00		
Net of Exempt			7,039,937,529.00	9.93	69,906,579.66
Open Space	0.0000	0.00	0.00	0.00	0.00
Commercial	4.5259	3,464,869.83	195,641,976.00	17.71	3,464,819.39
Net of Exempt					
Industrial	0.6640	508,335.04	28,702,070.00	17.71	508,313.66
SUBTOTAL	96.5036		7,284,693,660.00		73,879,712.71
Personal	3.4964	2,676,720.84	151,144,520.00	17.71	2,676,769.45
TOTAL	100.0000		7,435,838,180.00		76,556,482.16

MUST EQUAL 1C

Signatures
Assessors
Cathy A Gulino, Assessor, Melrose, smactellan@cityofmelrose.org, 781-979-41103 12/7/2023 3:18 PM
Comment:
Sarah MacLellan, Assessor, Melrose, smactellan@cityofmelrose.org, 781-979-41103 12/7/2023 3:07 PM
Comment:

Documents
No documents have been uploaded.

Do Not Write Below This Line --- For Department of Revenue Use Only

Reviewed By: Susan Whouley
 Date: 12/11/2023
 Approved: Thomas Guilfoyle
 Director of Accounts: Deborah A. Wagner

Municipal Funding Formula		Fiscal 2025	
Pine Banks Park			
Chapter 393 of 1905; as Amended by Chapter 162 of 1906			
Total Assessed Valuation - All Classes		Smaller Assessed Value	
Real Property Excluding Municipal and Tax Exempt Property		City of Melrose	\$ 7,284,693,660.00
Prior Fiscal Year		"1 Percent"	\$ 72,846,936.60
	2024	"1/150th Part" of 1%	\$ 485,646.24
City		Maximum Budget Requisition	
City of Malden	Total Assessed Value \$ 10,263,648,309	City of Melrose - 50%	\$ 485,646.24
City of Melrose	\$ 7,284,693,660	City of Malden - 50%	\$ 485,646.24
		Total	\$ 971,292.49

Statutory Excerpt: St. 1905 Chapter 393; amended by St. 1906 Chapter 162

Section 6.

Said Board of trustees shall have the absolute control and management of the property, and shall have power to make rules and regulations regarding its use and management, in such manner as it shall deem best.

The board shall annually in the month of January make a full report to the cities of Malden and Melrose of its receipts and expenditures, with its estimate of the amount required for maintenance for the ensuing year. Its expenditures in any year shall not exceed the sum of the appropriations for that year and the income at the disposal of said trustees by reason of any gifts received under the authority of section two of this act.

Section 7.

The cities of Malden and Melrose shall in their annual appropriation bills each appropriate and place at the disposal of said board one half of the amount determined by said board to be necessary for the maintenance of said property for that year, and set forth in its annual report as provided in section six.

If either of said cities shall in any year fail to make such appropriation, the said board shall upon the written request of said donors or their heirs or devisees who may then hold their estate, reconvey said property to said heirs or devisees free from all trusts;

but the amount required of each city by said board to work a forfeiture shall not in any year exceed one one hundred and fiftieth part of one per cent of the assessed valuation for the preceding year of the city having the smaller assessed valuation.

Said cities may, if in their judgment the proper maintenance or improvement of said property shall require it, appropriate in equal amounts and place at the disposal of said board sums in excess of the amount which said board is hereby authorized to require of said cities.

Pine Banks Park - Budget Summary - Fiscal Year 2025							4:21 PM	25-Apr-24	Bldg Code
Compensation & Benefits Summary	Prior FY	Budget	\$ increase	% increase	/City	Increase/City			
Salaries & Wages	\$ 245,826.58	\$ 254,807.23	\$ 8,980.65	3.65%	\$127,403.61	\$ 4,490.32			
Pensions, Benefits & Insurance	\$ 176,236.49	\$ 183,527.95	\$ 8,807.18	5.04%	\$91,763.98	\$ 4,403.59			
Total from Compensation Schedule	\$ 422,063.07	\$ 438,335.18	\$ 16,272.12	3.86%	\$219,167.59	\$ 8,893.92			
Utilities	Budget	Budget	\$ increase	% increase	/City	Increase/City			
Telephone	\$ 10,000.00	\$ 11,000.00	\$ 1,000.00	10.00%	\$ 5,500.00	\$ 500.00	52217	522000	
Electric ¹	\$ 25,800.00	\$ 42,100.00	\$ 16,300.00	63.18%	\$ 21,050.00	\$ 8,150.00	52218	522500	
Fuel/Heating Oil	\$ 14,000.00	\$ 8,000.00	(\$ 6,000.00)	-42.86%	\$ 4,000.00	(\$ 3,000.00)	54311	530800	
Total	\$ 49,800.00	\$ 61,100.00	\$ 11,300.00	22.69%	\$ 30,550.00	\$ 5,650.00			
Insurance	Budget	Budget	\$ increase	% increase	/City	Increase/City			
Liability	\$ 8,600.00	\$ 9,500.00	\$ 900.00	10.47%	\$ 4,750.00	\$ 450.00	52418	543201	
Auto Ins	\$ 3,800.00	\$ 5,100.00	\$ 1,300.00	34.21%	\$ 2,550.00	\$ 650.00	52417	544330	
D & O Liab.	\$ 2,500.00	\$ 2,500.00	\$ 0.00	0.00%	\$ 1,250.00	\$ 0.00			
Fire Ins ³	\$ 12,000.00	\$ 14,000.00	\$ 2,000.00	16.67%	\$ 7,000.00	\$ 1,000.00	52415	544320	
Total	\$ 26,900.00	\$ 31,100.00	\$ 4,200.00	15.61%	\$ 15,550.00	\$ 2,100.00			
Vehicles	Budget	Budget	\$ increase	% increase	/City	Increase/City			
Gasoline/Grease	\$ 7,000.00	\$ 7,000.00	\$ 0.00	0.00%	\$ 3,500.00	\$ 0.00	54312	531000	
Repair & Maint MVE	\$ 6,000.00	\$ 6,000.00	\$ 0.00	0.00%	\$ 3,000.00	\$ 0.00	52250	527500	
Total	\$ 13,000.00	\$ 13,000.00	\$ 0.00	0.00%	\$ 6,500.00	\$ 0.00			
Maintenance	Budget	Budget	\$ increase	% increase	/City	Increase/City			
Repair & Maint Bldng	\$ 10,000.00	\$ 10,000.00	\$ 0.00	0.00%	\$ 5,000.00	\$ 0.00	52252	527700	
Field/Park Maint.	\$ 108,020.70	\$ 110,000.00	\$ 1,979.30	1.83%	\$ 55,000.00	\$ 989.65	54319	535100	
Total	\$ 118,020.70	\$ 120,000.00	\$ 1,979.30	1.68%	\$ 60,000.00	\$ 989.65			
Supplies & Materials	Budget	Budget	\$ increase	% increase	/City	Increase/City			
Office Supplies	\$ 1,000.00	\$ 1,000.00	\$ 0.00	0.00%	\$ 500.00	\$ 0.00	54310	530500	
Clean/Disinfect	\$ 1,000.00	\$ 1,000.00	\$ 0.00	0.00%	\$ 500.00	\$ 0.00	54325	532000	
Paint	\$ 1,000.00	\$ 1,000.00	\$ 0.00	0.00%	\$ 500.00	\$ 0.00	54332	533000	
Hardware	\$ 1,000.00	\$ 1,000.00	\$ 0.00	0.00%	\$ 500.00	\$ 0.00	54330	533500	
Lumber	\$ 1,000.00	\$ 1,000.00	\$ 0.00	0.00%	\$ 500.00	\$ 0.00	54334	537200	
Misce Expenses	\$ 6,500.00	\$ 6,500.00	\$ 0.00	0.00%	\$ 3,300.00	\$ 0.00	57247	528804	
Total	\$ 11,500.00	\$ 11,500.00	\$ 0.00	0.00%	\$ 5,800.00	\$ 0.00			
Professional Services	Budget	Budget	\$ increase	% increase	/City	Increase/City			
Audit & Accounting	\$ 19,250.00	\$ 26,000.00	\$ 6,750.00	35.06%	\$ 13,000.00	\$ 3,375.00	5300	528600	
Web Site/Scheduling Admin	\$ 10,000.00	\$ 10,000.00	\$ 0.00	0.00%	\$ 5,000.00	\$ 0.00		529000	
Total	\$ 29,250.00	\$ 36,000.00	\$ 6,750.00	23.08%	\$ 18,000.00	\$ 3,375.00			
Eqpmt/Caplt Purch	Budget	Budget	\$ increase	% increase	/City	Increase/City			
Last Year & Continuing									
Ballfield Project Amortization	\$ 202,588.36	\$ 202,588.36	\$ 0.00	0.00%	\$ 101,294.18	\$ 0.00	58539	551044	
Supplemental Facility Shed	\$ 97,195.33	\$ 97,195.33	\$ 0.00	0.00%	\$ 48,597.67	\$ 0.00			
Total Last & Continuing	\$ 299,783.69	\$ 299,783.69	\$ 0.00	0.00%	\$ 149,891.85	\$ 0.00			
New Initiatives									
Dugout / Dog Park Bench Roofs (4)	\$ 44,250.00	\$ 0.00	(\$ 44,250.00)	-100.00%	\$ 0.00	(\$ 22,125.00)			
Pickleball Court	\$ 70,000.00	\$ 0.00	(\$ 70,000.00)	-100.00%	\$ 0.00	(\$ 35,000.00)			
Pickup Truck (Replc 2008 Chevy)	\$ 60,000.00	\$ 0.00	(\$ 60,000.00)	-100.00%	\$ 0.00	(\$ 30,000.00)			
Resurfic Ballfld & Playgrnd Loan \$ 1.25 MM	0	\$ 153,656.30	\$ 153,656.30	100.00%	\$ 76,828.15	\$ 76,828.15			
Total New Initiatives	\$ 174,250.00	\$ 153,656.30	(\$ 20,593.70)	-11.82%	\$ 76,828.15	(\$ 10,296.85)		551020	
Total	\$ 474,033.69	\$ 453,439.99	(\$ 20,593.70)	-4.34%	\$ 226,720.00	(\$ 10,296.85)			
Summary	Budget	Budget	\$ increase	% increase	/City	Increase/City			
Compensation and Benefits line 5	\$ 422,063.07	\$ 438,335.18	\$ 16,272.12	3.86%	\$ 219,167.59	\$ 8,893.92			
Operating Expenses									
Utilities line 11	\$ 49,800.00	\$ 61,100.00	\$ 11,300.00	22.69%	\$ 30,550.00	\$ 5,650.00			
Insurance line 18	\$ 26,900.00	\$ 31,100.00	\$ 4,200.00	15.61%	\$ 15,550.00	\$ 2,100.00			
Vehicles line 23	\$ 13,000.00	\$ 13,000.00	\$ 0.00	0.00%	\$ 6,500.00	\$ 0.00			
Maintenance line 28	\$ 118,020.70	\$ 120,000.00	\$ 1,979.30	1.68%	\$ 60,000.00	\$ 989.65			
Supplies & Materials line 37	\$ 11,500.00	\$ 11,500.00	\$ 0.00	0.00%	\$ 5,800.00	\$ 0.00			
Professional Services line 42	\$ 29,250.00	\$ 36,000.00	\$ 6,750.00	23.08%	\$ 18,000.00	\$ 3,375.00			
Operating Expenses lines 59 - 64	\$ 248,570.70	\$ 272,800.00	\$ 24,229.30	9.75%	\$ 136,400.00	\$ 12,114.65			
Eqpmt/Caplt Purch line 56	\$ 474,033.69	\$ 453,439.99	(\$ 20,593.70)	-4.34%	\$ 226,720.00	(\$ 10,296.85)			
Total	\$ 1,144,667.46	\$ 1,164,575.17	\$ 19,907.72	1.74%	\$ 582,287.59	\$ 10,711.72			
Statutory Mandate Amount	\$ 895,858.50	\$ 971,292.49	\$ 75,433.99	8.42%	\$ 485,646.24	\$ 37,716.99			
Total Budget Amount	\$ 1,144,667.46	\$ 1,164,575.17	\$ 19,907.72	1.74%	\$ 582,287.59	\$ 9,953.86			
Amount Over/(Under) Mandate	\$ 248,808.96	\$ 193,282.68	(\$ 55,526.27)	-22.32%	\$ 96,641.34	(\$ 27,763.14)			

¹ Heat Fieldhouse - new building

Pine Banks Park - - - Fiscal Year			2025					
Compensation & Benefits Summary			Prior FY	Budget	\$ increase	% increase	/City	Increase/City
Salaries & Wages								
1	Superintendent	\$ 79,560.00	\$ 82,742.00	\$3,182.00	4.00%	\$41,371.00	\$1,591.00	
2	Asst Superintendent (vacant)	\$ 0.00	\$ 0.00	\$0.00	0.00%	\$0.00	\$0.00	
3	Skilled Laborer	\$ 48,027.20	\$ 51,942.32	\$3,915.12	8.15%	\$25,971.16	\$1,957.56	
4	Skilled Laborer	\$ 46,176.00	\$ 49,940.21	\$3,764.21	8.15%	\$24,970.11	\$1,882.11	
5	Skilled Laborer (mechanic)	\$ 45,492.80	\$ 49,201.31	\$3,708.51	8.15%	\$24,600.66	\$1,854.26	
6	Skilled Laborer (part time)	\$ 20,800.00	\$ 15,000.00	(\$5,800.00)	-27.88%	\$7,500.00	(\$2,900.00)	
7		---	---	---	---	---	---	
8	Total	\$ 240,056.00	\$ 248,825.84	\$8,769.84	3.65%	\$124,412.92	\$4,384.92	
9	Reserve for Overtime	\$ 5,770.58	\$ 5,981.39	\$210.81	3.65%	\$2,990.69	\$105.40	
10								
11	Total Current Compensation	\$ 245,826.58	\$ 254,807.23	\$8,980.65	3.65%	\$127,403.61	\$4,490.32	
Pensions, Benefits & Insurance								
12	Pension Benefits							
13	Pensions Benefits Active Staff	\$ 59,840.00	\$ 62,826.00	\$2,986.00	4.99%	\$31,413.00	\$1,493.00	
14	Pension Benefits to Retirees	\$ 52,080.11	\$ 54,083.28	\$2,003.17	3.85%	\$27,041.64	\$1,001.59	
15		---	---	---	---	---	---	
16	Total Pension Benefits	\$ 111,920.11	\$ 116,909.28	\$4,989.17	4.46%	\$58,454.64	\$2,494.59	
17	Health Insurance							
18	Health Insurance Active Staff	\$ 44,171.16	\$ 46,536.98	\$2,365.82	5.36%	\$23,268.49	\$1,182.91	
19	Health Insurance Retirees	\$ 12,425.28	\$ 13,168.92	\$743.64	5.98%	\$6,584.46	\$371.82	
20		---	---	---	---	---	---	
21	Total Health Insurance	\$ 56,596.44	\$ 59,705.90	\$3,109.46	5.49%	\$29,852.95	\$1,554.73	
22	Misce							
23	Employers % Life Insurance	\$ 904.80	\$ 904.80	\$0.00	0.00%	\$452.40	\$0.00	
24	Employers % Medicare Tax	\$ 3,066.27	\$ 3,607.97	\$541.70	17.67%	\$1,803.99	\$270.85	
25	Unemployment InsuranceH	\$ 0.00	\$ 0.00	\$0.00	0.00%	\$0.00	\$0.00	
26	Workingman's Compl	\$ 0.00	\$ 0.00	\$0.00	0.00%	\$0.00	\$0.00	
27	Sick Leave Buyback (4x \$600)	\$ 2,400.00	\$ 2,400.00	\$0.00	0.00%	\$1,200.00	\$0.00	
28		---	---	---	---	---	---	
29	Total Miscellaneous	\$ 6,204.22	\$ 6,912.77	\$708.55	11.42%	\$2,256.39	\$270.85	
30		---	---	---	---	---	---	
31	Total Pensions & Insurance	\$ 174,720.77	\$ 183,527.95	\$8,807.18	5.04%	\$91,763.98	\$4,403.59	
32	Total Current Compensation	\$ 245,826.58	\$ 254,807.23	\$8,980.65	3.65%	\$127,403.61	\$4,490.32	
33	Total Pensions & Insurance	\$ 174,720.77	\$ 183,527.95	\$8,807.18	5.04%	\$91,763.98	\$4,403.59	
34	Total Compensation	\$ 420,547.35	\$ 438,335.18	\$17,787.83	4.23%	\$219,167.59	\$8,893.92	

Reserve for Overtime Reconciliation.	
Year Round Budgeted Amount	\$ 248,825.84
Per week (52)	\$ 4,785.11
Reserve - 1.25 x One Week	\$ 5,981.39

Notes:

- Administered through and with current payments made through the City of Melrose HR Department.
- Reimbursements from the City of Malden - estimated quarterly --> **\$ 54,791.90**
- Annualized Increase o/ prior yr --> **4.23%**
- Active employee pension cost based on per capita cost over all Melrose Employees.
- H Unemployment Insurance funded semi-annually and if a PB employee is laid off Malden will contribute 1/2 actual cost.
- I Melrose self insures Workingman's Compensation and Malden will pay 1/2 of claims as they actually occur.
- Cost might change if employees or retirees change their benefits during Open Enrollment with effective date of change July 1.



**ANNUAL REPORT
OF
PINE BANKS PARK**

Fiscal Year 2024

July 1, 2023 through June 30, 2024

Board of Trustees

C. Henry Kezer, President and Chairman, Melrose
Richard R. Burns, Jr., Treasurer, Malden
Peter M. Carroll, Malden
John Lynch, Melrose
Gary Christenson (Ex Officio), Mayor of Malden
Jen Grigoraitis (Ex Officio), Mayor of Melrose
Richard Rudolph (Provisional at-Large)

Staff Members of Pine Banks Park

Position Vacant, Superintendent
Russell P. Kezer, Skilled Laborer
John Wright, Skilled Laborer
Frank Celona, Mechanic/Skilled Laborer

Report of the President.

It is with regrets that we must report the departure of our Superintendent, Kevin D. Benner during the year. In his absence, I herewith submit the following report for the year 2024.

The park's overall usage has been very busy due to increased demand and limited resources for organized programs:

- We provide picnic reservations for three picnic sites which are available from May 1st through October 31st and are available to rent through the website for \$20 per hour, payable on line.
- Our sports fields are heavily used by both Malden and Melrose for high school and youth organizations, and remain the priority for scheduling.
- Remaining time is for reservation by private programs and other athletic user groups for a set fee which varies depending on light usage, also reserved and payable on line.

- The track and dog park continue to be very popular, as well as the hiking trails, which our staff tries to maintain regularly to keep a safe and consistent walking path.

The new maintenance building has made a large improvement in operations during inclement weather and the winter months. It allows our staff a refuge from the elements, and a place for maintenance and repair of equipment.

Our Superintendent Search Committee is made up of Polina Latta, Human Resources Director for the City of Melrose, Anthony R. Chiccuarelli, Director of Human Resources for the City of Malden, and Nicholas Caggiano, Director of Facilities for the State of New Hampshire, and past president of The New England Parks Association and the New England Sports Turf Management Association. Nick was the Superintendent of the Parks and Recreation Department as well as the Tree Warden for the City of Nashua, NH. He was responsible for over 1,500 acres of park land and over 60 parks and facilities including 2 sports stadiums and three municipal pools. Nick has a degree in Recreational Land Management from the State University of New York in Cobleskill, NY. He is also a great friend and resource for Pine Banks Park.

The Search Committee will be posting the job description for the position on both municipal sites, and with New England Parks and NESTMA. Interested candidates will then be interviewed by the Search Committee, and a group of promising candidates will be presented to the Trustees for interview and selection. This process has been successful in the past, allowing participation by both communities and the designation of well qualified and knowledgeable candidates. The Trustees wish to thank the members of the Search Committee for their invaluable assistance in this process.

Respectfully submitted

C. Henry Kezer,

President

Scheduled Field Usage

The following is a list of participants using the sports fields on an annual basis:

Malden:

Varsity, JV & Freshman Baseball
Varsity & JV Soccer
Varsity, JV & Freshman Field Hockey
High School Cross Country
Girls' Varsity & JV Lacrosse
Boys' Varsity & JV Lacrosse
Malden Youth Soccer (with lights)
Malden Babe Ruth Baseball (with lights)
Malden Pop Warner Football
Malden Youth Softball

Melrose:

Varsity, JV & Freshman Baseball
Boys' Varsity & JV Soccer
High School Girls' Varsity & JV Soccer
High School Girls' Field Hockey
High School Girls' Varsity Softball

High School Girls' Lacrosse
High School Boys' Lacrosse
Babe Ruth Baseball (with lights)
Pop Warner Football practice (with lights)
Melrose Youth Soccer (with lights)
Melrose Youth Lacrosse

Other Organizations:

Kendall Wanderers AFC Soccer
Melrose Running Club
Mystic River Rugby Club (with lights)
Melrose Men's Softball League (with lights)
Vikings AAU baseball
Team Boston AAU baseball
Malden Youth Flag Football
North East Baseball Tournament
Boston City Football Club

Special Events Calendar

A sample of groups which hold their "Special Events" at the Park during the season. They included:

- A. Melrose Running Club Mother's Day 5K Race
- B. Bread of Life Walk
- C. Melrose High School Marching Band Memorial Day Picnic
- D. Melrose and Malden Boy Scouts Camp Out
- E. Mayors' Cup (Malden vs. Melrose scholastic teams).
- F. Malden YMCA Summer Program (a day camp)
- G. Malden YWCA 5K road race.
- H. Melrose Victorian Fair Road Race
- I. Fundraising event for the Jimmy Fund
- J. Learn to Cope Run and Walk Race
- K. Weekly AA Meetings
- L. Mystic River Rugby Club – Youth Rugby Summer Camp June – July



Mystic Youth Rugby Camp

EVENTS 2024


Fishing Derby May 22, 2023



Green Malden Fair – April 15, 2023



**4/21/2023 Eid Al-Fitr – the end of Ramadan
Malden Islamic Center Eid Celebration**





Bread of Life Walk in Memory of Tom Feagley
Sunday, October 1, 2023






Fairy House Day August 26 2023





Santa's Workshop





Pine Banks Park - Trustees' Notes 2024

Contributions.

In support of various projects, the trustees received the following contributions during the fiscal year:

- The Adelaide Breed Bayrd Foundation continued its grant of \$250,000 over five years. Total contributions from them now exceed \$1 million for park improvements.
- The Adelaide Breed Bayrd Foundation contributed \$25,000 for the purpose of acquiring miscellaneous equipment, improvements and other initiatives.
- The Adelaide Breed Bayrd Foundation contributed \$5,000 for the hiring of a student from Malden as an intern during the late Spring and Summer.
- The Piccolo Family Charitable Foundation contributed \$25,000 for the purpose of acquiring miscellaneous equipment, improvements and other initiatives.
- The Piccolo Family Charitable Foundation contributed \$5,000 for the hiring of a college student as an intern from the city of Melrose during the late Spring and Summer.

Capital Projects – Adelaide Breed Bayrd Foundation Loan.

The Trustees have identified capital projects that require attention in the Park, and are in the process of pricing and requesting bids for those projects. To date those projects include:

- Resurfacing of the second baseball field (BB2) originally constructed in 2007;
- Reconstruction and renovation of the playground, originally constructed in 1994;
- Maintenance and repair of the track, originally constructed in 2013.
- Resurfacing of the Sylvan Street parking lot, originally constructed in 2013.
- Upgrade areas for better compliance and access under the Americans with Disabilities Act.

These items comprise a considerable outlay, and the pricing of each has risen considerably in recent years. While we are soliciting information on the design and pricing of each component, we have been pursuing sources of financing that would permit flexibility in the designation and execution of these transactions without delaying to a subsequent budgetary cycle.

The Adelaide Breed Bayrd Foundation (ABBF) has previously advanced a loan for \$800,000 towards the completion of the Converse Field House. ABBF has agreed to advance \$1.25 million to fund these improvements over ten years at 4.25% per annum. This will be funded as projects are identified and work performed, with interest accruing only on amounts advanced during the first year of the term. Payments on this loan facility have been included in the FY 2025 budget included in this report.

ABBF is a local Foundation, the Trustees of which all grew up in Malden and Melrose, and all of whom spent many days at Pine Banks Park. It is gratifying to them that a portion of their portfolio of fixed income instruments can be dedicated to the improvements at Pine Banks Park with demonstrable local effect.

Pine Banks Park – Budget Summary – Fiscal 2025 Line-Item Notes.

Pine Banks Park organizes its funding into three parts:

Part I Income - Compensation and Benefits. Lines 1 – 5 page 5.

The Park 'Leases' its employees from the City of Melrose. All compensation and benefits are administered through the Human Resources Department of the City of Melrose, and the entire scope of the costs are shown on the Park Budget. The City of Malden advances to the City of Melrose one half of the amounts required quarterly as shown on page 6. We include all costs related to benefits, health insurance and retirement to be sure that the amounts are shared equally. The process was put into place in November 2012, and has been working extremely well, with thanks to the Human Resources Department of Malden and Melrose. Detail information is shown on the Compensation & Benefits Summary on page 6. Total compensation is showing a 3.86% increase.

Part II Income – Operations - Budget Summary Lines 6 - 42. & 61 – 69.

These expenditures are made through a segregated central operating account at the Park, funded by monthly disbursements from each city. This has allowed a more accurate and timely control over expenses, which previously were made by each city on a per-expenditure basis. It also provides a more accurate basis for budgeting. The process has indicated areas to focus for more effective application of resources. These figures show an increase on line 69 of \$24,229.30 due to increased overhead in the operation of the new building, including heat, burglar alarm & internet. The figures in the red box represent funds advanced from each city during the year.

Part III Income - Equipment and Capital Purchases Lines 44 - 57.

Capital expenses and acquisitions are shown on lines 44 - 57. These items are allocated and billed to each city as they are incurred during the year. Line 45 is the continuing amortization payment for the field improvements, and line 46 is for the supplemental funding of the Field Utility Building. Line 53 is for debt service on the new ABBF Loan of \$1.25 million.

Conclusion.

The Summary of expenditures is on lines 58 through 72. The Statutory Mandate is shown on line 73, and due to growth in assessed values has grown \$75,433.99 this year to \$971,292.48. The proposed budget is \$1,164,575.17 and exceeds the mandate by \$193,282.68, attributable largely to capital improvements. The amount exceeding the Statutory Mandate decreased \$55,526.27 this year.

The Trustees wish to express their appreciation to the citizens of Malden and Melrose for making this project possible. Those contributions together with the private grants that we continue to receive have permitted the Park to greatly improve its services for the citizens of both communities.

Respectfully submitted,

C. Henry Kezer, President & Chairman.