City of Malden FY2027 Budget Overview May 5, 2026



REVENUE & EXPENDITURE ANALYSIS



PRESENTED TO CITY COUNCIL FINANCE COMMITTEE

Executive Summary

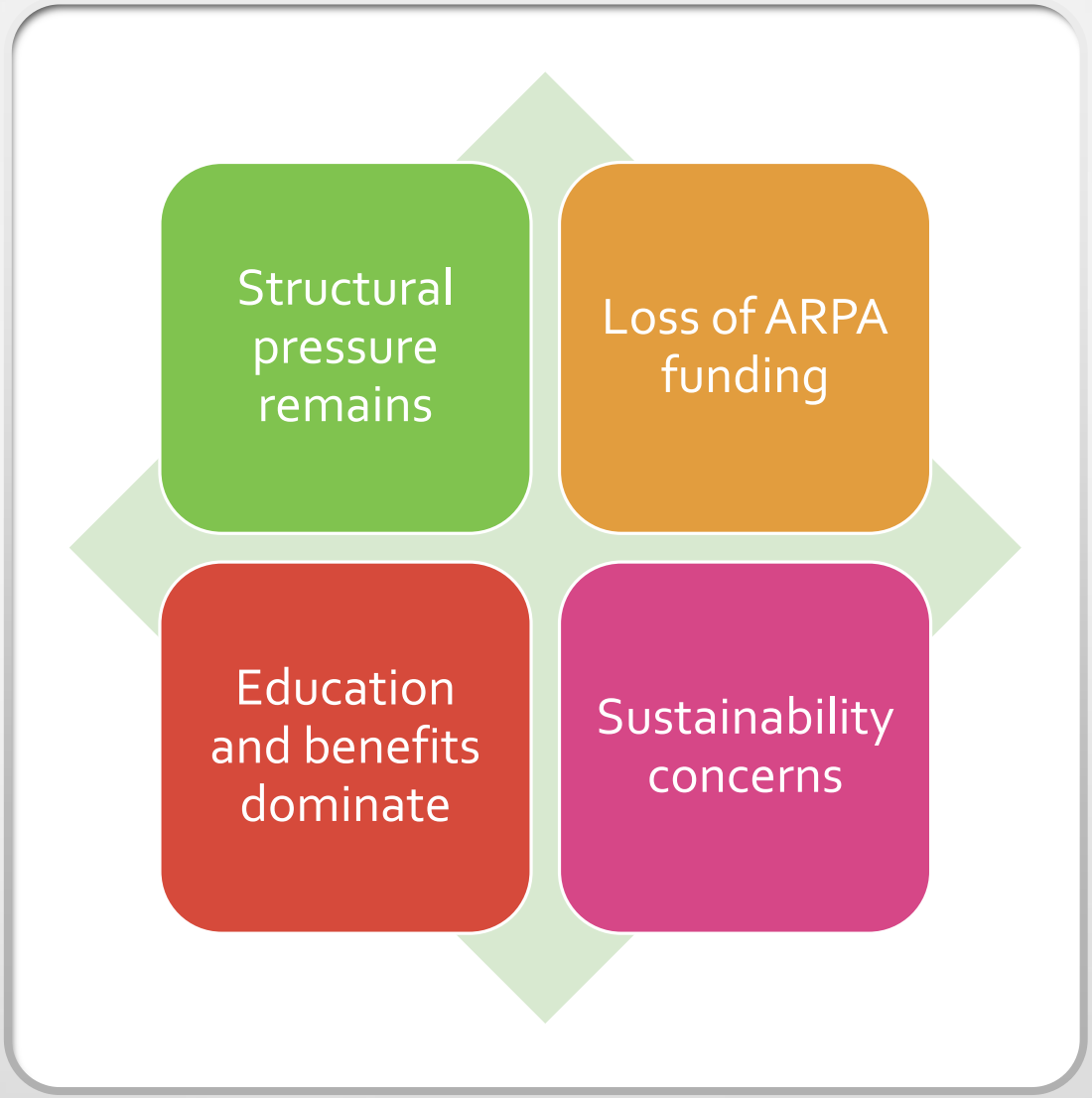

Revenue Snapshot

- Real Estate Taxes: $115.5M
- Personal Property: $5.7M
- State Aid: $89M
- Excise: $7.0M
- Other Financing: $8.9M
- Other: $14M

Revenue Breakdown (FY2027)

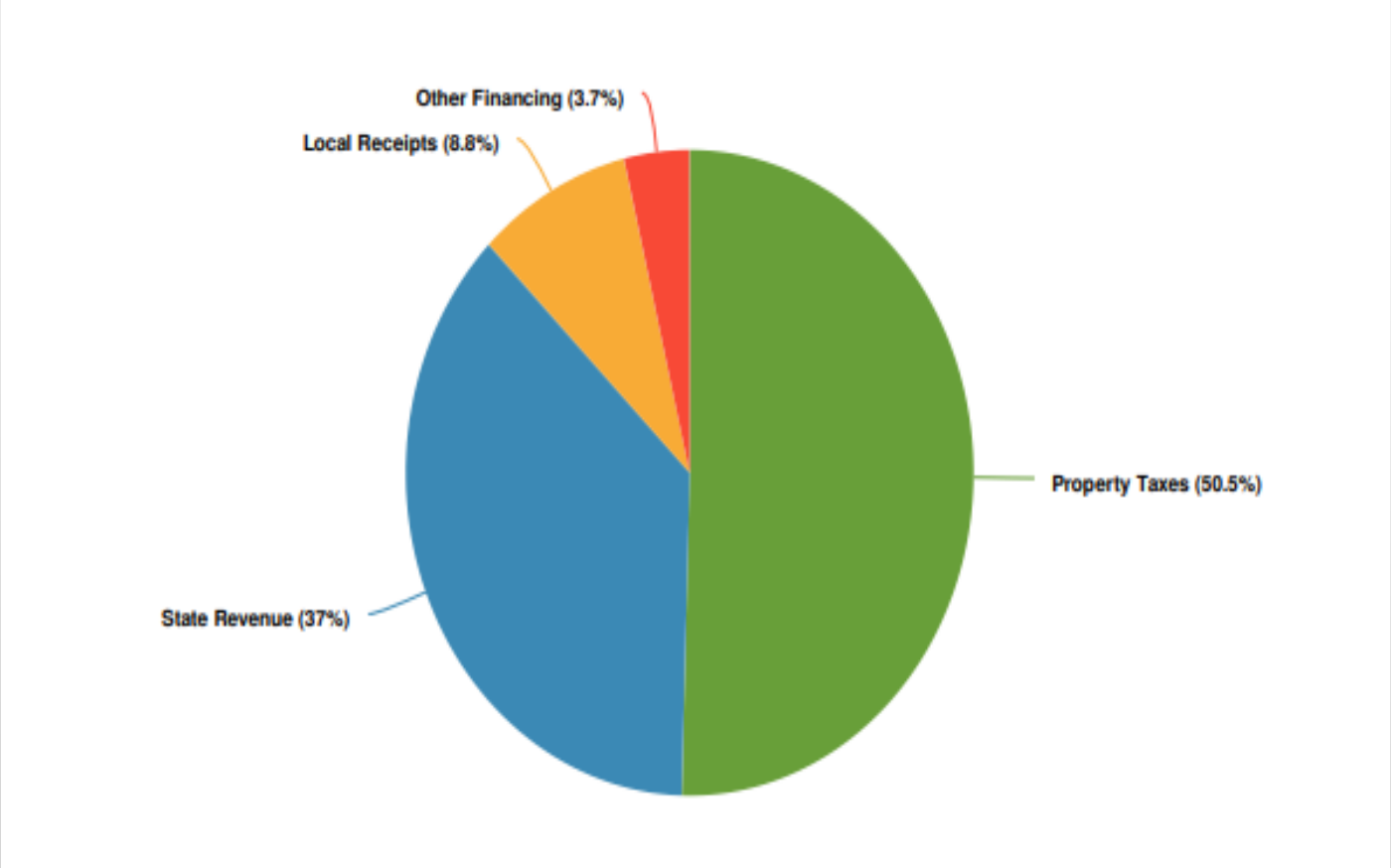

Description	Account ID	Department	Revenue source	Amounts - FY25 Budgeted	Amounts - FY26 Budgeted	Amounts - FY27 Budgeted
Other Financing				**$10,061,587.00**	**$11,850,000.00**	**$8,920,000.00**
FREE CASH TRANSFER	0010-134-4971	Revenue	Other Financing	$2,561,587.00	$5,200,000.00	$5,200,000.00
TRANSFER FROM SPECIAL REVENUE	0010-134-4972	Revenue	Other Financing	$200,000.00	$125,000.00	$70,000.00
ARPA REVENUE REPLACEMENT	0010-134-4974	Revenue	Other Financing	$4,000,000.00	$3,200,000.00	$0.00
TRANSFER FROM ENTERPRISE	0010-134-4976	Revenue	Other Financing	$3,200,000.00	$3,200,000.00	$3,500,000.00
TRANSFER FROM TRUST FUNDS	0010-134-4978	Revenue	Other Financing	$100,000.00	$125,000.00	$150,000.00
PLANNING AND ECONOMIC DEVELOPMENT CDBG CARES ADMIN	0010-182-4381	Revenue	Other Financing	$0.00	$0.00	$0.00
PLANNING AND ECONOMIC DEVELOPMENT CDBG ADMIN	0010-182-4382	Revenue	Other Financing	$0.00	$0.00	$0.00
PLANNING AND ECONOMIC DEVELOPMENT HOME ADMIN	0010-182-4383	Revenue	Other Financing	$0.00	$0.00	$0.00
PLANNING AND ECONOMIC DEVELOPMENT UNRESTRICTED	0010-182-4384	Revenue	Other Financing	$0.00	$0.00	$0.00
PLANNING AND ECONOMIC DEVELOPMENT LEAD ADMIN	0010-182-4385	Revenue	Other Financing	$0.00	$0.00	$0.00
PLANNING AND ECONOMIC DEVELOPMENT PROJECT DELIVERY	0010-182-4386	Revenue	Other Financing	$0.00	$0.00	$0.00
PREMIUM SALE OF BONDS - REVENUE	0010-4900-4930	Revenue	Other Financing	$0.00	$0.00	$0.00
Charges for Services				**$4,432,600.00**	**$4,356,100.00**	**$4,296,600.00**
CHARGES SERVICES MUNICIPAL LIENS	0010-146-4270	Revenue	Local Receipts	$17,500.00	$20,000.00	$25,000.00
CONSERVATION COMMISSION REVENUE	0010-171-4370	Revenue	Local Receipts	$0.00	$0.00	$0.00
PLANNING BOARD REVENUE	0010-175-4370	Revenue	Local Receipts	$0.00	$0.00	$0.00
APPEALS BOARD REVENUE	0010-176-4370	Revenue	Local Receipts	$0.00	$0.00	$0.00
PARKING TICKETS	0010-210-4371	Revenue	Local Receipts	$1,100,000.00	$1,150,000.00	$1,200,000.00
POLICE DETAIL ADMINISTRATION	0010-210-4374	Revenue	Local Receipts	$350,000.00	$400,000.00	$400,000.00
TRAFFIC STICKERS	0010-210-4375	Revenue	Local Receipts	$55,000.00	$55,000.00	$60,000.00
FIRE DETAIL ADMINISTRATON	0010-220-4376	Revenue	Local Receipts	$3,500.00	$4,500.00	$10,000.00
VACANT PROPERTY REVENUE	0010-241-4370	Revenue	Local Receipts	$15,000.00	$50,000.00	$50,000.00
SOLID WASTE REVENUE	0010-434-4190	Revenue	Local Receipts	$800,000.00	$650,000.00	$610,000.00
SOLID WASTE TREAS BAG SALES REVENUE	0010-434-4193	Revenue	Local Receipts	$0.00	$0.00	$0.00
SOLID WASTE TRASH TAGS REVENUE	0010-434-4194	Revenue	Local Receipts	$500,000.00	$575,000.00	$600,000.00
SOLID WASTE TRASH CARTS REVENUE	0010-434-4195	Revenue	Local Receipts	$10,000.00	$10,000.00	$15,000.00

Description	Account ID	Department	Revenue source	Amounts - FY25 Budgeted	Amounts - FY26 Budgeted	Amounts - FY27 Budgeted
DEPT REC MOVIE REVENUE	0010-4360-1338	Revenue	Local Receipts	$0.00	$0.00	$0.00
DEPT REC ADVERTSING REVENUE	0010-4360-1339	Revenue	Local Receipts	$55,000.00	$55,000.00	$55,000.00
DEPT REC PARK RENTALS REVENUE	0010-4360-1340	Revenue	Local Receipts	$25,000.00	$40,000.00	$40,000.00
DEPT REC SOUTH BROADWAY RENT REVENU	0010-4360-1346	Revenue	Local Receipts	$86,600.00	$86,600.00	$86,600.00
DEPT REC GCC RENT REVENUE	0010-4360-1347	Revenue	Local Receipts	$0.00	$0.00	$0.00
PARKING METER REVENUE	0010-481-4377	Revenue	Local Receipts	$360,000.00	$335,000.00	$345,000.00
PARKING GARAGE REVENUE	0010-481-4378	Revenue	Local Receipts	$725,000.00	$600,000.00	$475,000.00
CEMETERY CASH RECEIPTS	0010-491-4373	Revenue	Local Receipts	$125,000.00	$135,000.00	$125,000.00
HEALTH FEES	0010-510-4320	Revenue	Local Receipts	$150,000.00	$140,000.00	$150,000.00
STADIUM RECREATION DEPT - REVENUE	0010-699-4360	Revenue	Local Receipts	$55,000.00	$50,000.00	$50,000.00
Miscellaneous Revenues				**$3,062,567.39**	**$3,345,673.75**	**$3,796,384.68**
TREASURER OVER UNDER	0010-146-4850	Revenue	Local Receipts	$0.00	$0.00	$0.00
HIGHWAY RECYCLING BIN SALES	0010-421-4840	Revenue	Local Receipts	$0.00	$0.00	$0.00
HIGHWAY MISC REVENUE	0010-421-4847	Revenue	Local Receipts	$300.00	$300.00	$0.00
EARNINGS ON INVESTMENTS	0010-4800-4820	Revenue	Local Receipts	$2,000,000.00	$2,150,000.00	$2,500,000.00
CAR LEASE SURCHARGE REVENUE	0010-4800-4825	Revenue	Local Receipts	$0.00	$6,500.00	$7,000.00
CASINO SURROUNDING COMMUNITY PAYME	0010-4800-4830	Revenue	Local Receipts	$1,018,267.39	$1,043,724.07	$1,130,735.00
ENERGY REBATES REVENUE	0010-4800-4835	Revenue	Local Receipts	$0.00	$0.00	$3,500.00
MISCELLANEOUS	0010-4800-4840	Revenue	Local Receipts	$0.00	$0.00	$0.00
OPIOID SETTLEMENT	0010-4800-4848	Revenue	Local Receipts	$44,000.00	$105,149.68	$105,149.68
CHARGING STATION REVENUE	0010-4800-4849	Revenue	Local Receipts	$0.00	$40,000.00	$50,000.00
CITY DEVELOPMENT MITIGATION-REVENUE	0010-971-4840	Revenue	Local Receipts	$0.00	$0.00	$0.00
Licenses and Permits				**$2,418,000.00**	**$1,923,000.00**	**$2,083,500.00**
CITY CLERK LIC & FEES	0010-161-4420	Revenue	Local Receipts	$160,000.00	$165,000.00	$165,000.00
LIQUOR LICENSE	0010-165-4410	Revenue	Local Receipts	$175,000.00	$175,000.00	$185,000.00
LICENSE BOARD PERMITS	0010-165-4450	Revenue	Local Receipts	$0.00	$0.00	$0.00
PLANNING BOARD PERMITS	0010-175-4450	Revenue	Local Receipts	$0.00	$0.00	$0.00
CANNABIS LICENSING FEES	0010-177-4411	Revenue	Local Receipts	$0.00	$0.00	$0.00
POLICE PERMITS	0010-210-4450	Revenue	Local Receipts	$0.00	$0.00	$0.00
FIRE PERMITS	0010-220-4450	Revenue	Local Receipts	$55,000.00	$55,000.00	$55,000.00
INSPECTIONAL SERVICE PERMITS	0010-241-4450	Revenue	Local Receipts	$2,000,000.00	$1,500,000.00	$1,650,000.00

Description	Account ID	Department	Revenue source	Amounts - FY25 Budgeted	Amounts - FY26 Budgeted	Amounts - FY27 Budgeted
WEIGHTS & MEASURES PERMITS	0010-244-4450	Revenue	Local Receipts	$0.00	$0.00	$500.00
STREET PERMITS	0010-411-4450	Revenue	Local Receipts	$22,000.00	$22,000.00	$22,000.00
HIGHWAY DPW WHITE GOODS	0010-421-4450	Revenue	Local Receipts	$6,000.00	$6,000.00	$6,000.00
Fines and Forfeitures				**$163,000.00**	**$145,000.00**	**$145,000.00**
REGULATORY FINES	0010-165-4770	Revenue	Local Receipts	$73,000.00	$75,000.00	$75,000.00
REGULATORY LIEN	0010-165-4775	Revenue	Local Receipts	$90,000.00	$70,000.00	$70,000.00
FIRE VIOLATIONS MISC	0010-220-4770	Revenue	Local Receipts	$0.00	$0.00	$0.00
DISTRICT COURT FINES	0010-4770-4680	Revenue	Local Receipts	$0.00	$0.00	$0.00
Court Fines				**$25,000.00**	**$35,000.00**	**$40,000.00**
COURT FINES - TICKETS	0010-210-4680	Revenue	Local Receipts	$25,000.00	$35,000.00	$40,000.00
Personal Property Taxes				**$3,405,802.00**	**$3,490,947.00**	**$5,713,137.00**
1991 PERSONAL PROPERTY REV	0010-4110-1991	Revenue	Property Taxes	$0.00	$0.00	$0.00
1998 PERSONAL PROPERTY REV	0010-4110-1998	Revenue	Property Taxes	$0.00	$0.00	$0.00
1999 PERSONAL PROPERTY REV	0010-4110-1999	Revenue	Property Taxes	$0.00	$0.00	$0.00
1999 PERSONAL PROPERTY REVENUE	0010-4110-2000	Revenue	Property Taxes	$0.00	$0.00	$0.00
2001 PERSONAL PROPERTY REV	0010-4110-2001	Revenue	Property Taxes	$0.00	$0.00	$0.00
2002 PERSONAL PROPERTY REV	0010-4110-2002	Revenue	Property Taxes	$0.00	$0.00	$0.00
2002 PERSONAL PROPERTY REVENUE	0010-4110-2003	Revenue	Property Taxes	$0.00	$0.00	$0.00
2004 PERSONAL PROPERTY REV	0010-4110-2004	Revenue	Property Taxes	$0.00	$0.00	$0.00
2005 PERSONAL PROPERTY REV	0010-4110-2005	Revenue	Property Taxes	$0.00	$0.00	$0.00
2006 PERSONAL PROPERTY REV	0010-4110-2006	Revenue	Property Taxes	$0.00	$0.00	$0.00
2007 PERSONAL PROPERTY REV	0010-4110-2007	Revenue	Property Taxes	$0.00	$0.00	$0.00
2008 PERSONAL PROPERTY REV	0010-4110-2008	Revenue	Property Taxes	$0.00	$0.00	$0.00
2009 PERSONAL PROPERTY REV	0010-4110-2009	Revenue	Property Taxes	$0.00	$0.00	$0.00
2010 PERSONAL PROPERTY REV	0010-4110-2010	Revenue	Property Taxes	$0.00	$0.00	$0.00
2011 PERSONAL PROPERTY REV	0010-4110-2011	Revenue	Property Taxes	$0.00	$0.00	$0.00
2012 PERSONAL PROPERTY REV	0010-4110-2012	Revenue	Property Taxes	$0.00	$0.00	$0.00
2013 PERSONAL PROPERTY REVENUE	0010-4110-2013	Revenue	Property Taxes	$0.00	$0.00	$0.00
2014 PERSONAL PROPERTY REVENUE	0010-4110-2014	Revenue	Property Taxes	$0.00	$0.00	$0.00
2015 PERSONAL PROPERTY REVENUE	0010-4110-2015	Revenue	Property Taxes	$0.00	$0.00	$0.00
2016 PERSONAL PROPERTY REVENUE	0010-4110-2016	Revenue	Property Taxes	$0.00	$0.00	$0.00

Description	Account ID	Department	Revenue source	Amounts - FY25 Budgeted	Amounts - FY26 Budgeted	Amounts - FY27 Budgeted
2017 PERSONAL PROPERTY REVENUE	0010-4110-2017	Revenue	Property Taxes	$0.00	$0.00	$0.00
2018 PERSONAL PROPERTY REVENUE	0010-4110-2018	Revenue	Property Taxes	$0.00	$0.00	$0.00
2019 PERSONAL PROPERTY REVENUE	0010-4110-2019	Revenue	Property Taxes	$0.00	$0.00	$0.00
2020 PERSONAL PROPERTY REVENUE	0010-4110-2020	Revenue	Property Taxes	$0.00	$0.00	$0.00
2021 PERSONAL PROPERTY REVENUE	0010-4110-2021	Revenue	Property Taxes	$0.00	$0.00	$0.00
2022 PERSONAL PROPERTY REVENUE	0010-4110-2022	Revenue	Property Taxes	$0.00	$0.00	$0.00
2023 PERSONAL PROPERTY REVENUE	0010-4110-2023	Revenue	Property Taxes	$0.00	$0.00	$0.00
2024 PERSONAL PROPERTY REVENUE	0010-4110-2024	Revenue	Property Taxes	$0.00	$0.00	$0.00
2025 PERSONAL PROPERTY REVENUE	0010-4110-2025	Revenue	Property Taxes	$3,405,802.00	$0.00	$0.00
2026 PERSONAL PROPERTY REVENUE	0010-4110-2026	Revenue	Property Taxes	—	$3,490,947.00	$0.00
2027 PERSONAL PROPERTY REVENUE	0010-4110-2027	Revenue	Property Taxes	—	—	$5,713,137.00
Real Estate Taxes				**$109,331,438.00**	**$113,064,723.00**	**$115,539,426.00**
PRO FORMA RE TAXES	0010-4120-0000	Revenue	Property Taxes	$0.00	$0.00	$0.00
2006 REAL ESTATE REVENUE	0010-4120-2006	Revenue	Property Taxes	$0.00	$0.00	$0.00
2007 REAL ESTATE TAX REV	0010-4120-2007	Revenue	Property Taxes	$0.00	$0.00	$0.00
2008 REAL ESTATE TAX REV	0010-4120-2008	Revenue	Property Taxes	$0.00	$0.00	$0.00
2009 REAL ESTATE TAX REV	0010-4120-2009	Revenue	Property Taxes	$0.00	$0.00	$0.00
2010 REAL ESTATE TAX REV	0010-4120-2010	Revenue	Property Taxes	$0.00	$0.00	$0.00
2011 REAL ESTATE TAX REV	0010-4120-2011	Revenue	Property Taxes	$0.00	$0.00	$0.00
2012 REAL ESTATE TAX REV	0010-4120-2012	Revenue	Property Taxes	$0.00	$0.00	$0.00
2013 REAL ESTATE TAX REVENUE	0010-4120-2013	Revenue	Property Taxes	$0.00	$0.00	$0.00
2014 REAL ESTATE TAX REVENUE	0010-4120-2014	Revenue	Property Taxes	$0.00	$0.00	$0.00
2015 REAL ESTATE TAX REVENUE	0010-4120-2015	Revenue	Property Taxes	$0.00	$0.00	$0.00
2016 REAL ESTATE TAX REVENUE	0010-4120-2016	Revenue	Property Taxes	$0.00	$0.00	$0.00
2017 REAL ESTATE TAX REVENUE	0010-4120-2017	Revenue	Property Taxes	$0.00	$0.00	$0.00
2018 REAL ESTATE TAX REVENUE	0010-4120-2018	Revenue	Property Taxes	$0.00	$0.00	$0.00
2019 REAL ESTATE TAX REVENUE	0010-4120-2019	Revenue	Property Taxes	$0.00	$0.00	$0.00
2020 REAL ESTATE TAX REVENUE	0010-4120-2020	Revenue	Property Taxes	$0.00	$0.00	$0.00
2021 REAL ESTATE TAX REVENUE	0010-4120-2021	Revenue	Property Taxes	$0.00	$0.00	$0.00
2022 REAL ESATE TAX REVENUE	0010-4120-2022	Revenue	Property Taxes	$0.00	$0.00	$0.00
2023 REAL ESATE TAX REVENUE	0010-4120-2023	Revenue	Property Taxes	$0.00	$0.00	$0.00

Description	Account ID	Department	Revenue source	Amounts - FY25 Budgeted	Amounts - FY26 Budgeted	Amounts - FY27 Budgeted
2024 REAL ESATE TAX REVENUE	0010-4120-2024	Revenue	Property Taxes	$0.00	$0.00	$0.00
2025 REAL ESTATE TAX REVENUE	0010-4120-2025	Revenue	Property Taxes	$109,331,438.00	$0.00	$0.00
2026 REAL ESTATE TAX REVENUE	0010-4120-2026	Revenue	Property Taxes	—	$113,064,723.00	$0.00
2027 REAL ESTATE TAX REVENUE	0010-4120-2027	Revenue	Property Taxes	—	—	$115,539,426.00
Other State Aid				**$0.00**	**$0.00**	**$0.00**
STATE AID	0010-4130-4132	Revenue	State Revenue	$0.00	$0.00	$0.00
Rooms and Meals Taxes				**$1,400,000.00**	**$1,565,000.00**	**$1,630,000.00**
ROOMS OCCUPANCY	0010-4130-4138	Revenue	Local Receipts	$100,000.00	$145,000.00	$200,000.00
MEALS TAX	0010-4680-4660	Revenue	Local Receipts	$1,000,000.00	$1,000,000.00	$1,000,000.00
CANNABIS LOCAL EXCISE	0010-4680-4685	Revenue	Local Receipts	$300,000.00	$420,000.00	$430,000.00
Other Tax Items				**$1,360,000.00**	**$1,420,000.00**	**$1,270,000.00**
TAX TITLES REDEEMED	0010-4140-4142	Revenue	Local Receipts	$0.00	$0.00	$0.00
TAX FORECLOSURE REVENUE	0010-4140-4145	Revenue	Local Receipts	$0.00	$0.00	$0.00
PENALTIES & INTEREST TAXES/EXCISE	0010-4170-4170	Revenue	Local Receipts	$900,000.00	$950,000.00	$800,000.00
PAYMENTS IN LIEU OF TAXES	0010-4180-4180	Revenue	Local Receipts	$460,000.00	$470,000.00	$470,000.00
Excise Taxes				**$6,190,000.00**	**$6,346,992.00**	**$7,010,624.00**
MOTOR VEHICLE EXCISE PRIOR REV	0010-4150-0000	Revenue	Local Receipts	$0.00	$0.00	$0.00
1998-PR MOTOR VEHICLE EX REV	0010-4150-1998	Revenue	Local Receipts	$0.00	$0.00	$0.00
1999 MOTOR VEHICLE EXCISE REVENUE	0010-4150-1999	Revenue	Local Receipts	$0.00	$0.00	$0.00
2000 MOTOR VEHICLE EXCISE REV	0010-4150-2000	Revenue	Local Receipts	$0.00	$0.00	$0.00
2001 MOTOR VEHICLE EXCISE REV	0010-4150-2001	Revenue	Local Receipts	$0.00	$0.00	$0.00
2002 MOTOR VEHICLE EXCISE REV	0010-4150-2002	Revenue	Local Receipts	$0.00	$0.00	$0.00
2003 MOTOR VEHICLE EXCISE REV	0010-4150-2003	Revenue	Local Receipts	$0.00	$0.00	$0.00
2004 MOTOR VEHICLE EXCISE REV	0010-4150-2004	Revenue	Local Receipts	$0.00	$0.00	$0.00
2006 MOTOR VEHICLE EXCISE REV	0010-4150-2006	Revenue	Local Receipts	$0.00	$0.00	$0.00
2007 MOTOR VEHICLE EXCISE REV	0010-4150-2007	Revenue	Local Receipts	$0.00	$0.00	$0.00
2008 MOTOR VEHICLE EXCISE REV	0010-4150-2008	Revenue	Local Receipts	$0.00	$0.00	$0.00
2009 MOTOR VEHICLE EXCISE REV	0010-4150-2009	Revenue	Local Receipts	$0.00	$0.00	$0.00
2010 MOTOR VEHICLE EXCISE REV	0010-4150-2010	Revenue	Local Receipts	$0.00	$0.00	$0.00
2011 MOTOR VEHICLE EXCISE REV	0010-4150-2011	Revenue	Local Receipts	$0.00	$0.00	$0.00
2012 MOTOR VEHICLE EXCISE REV	0010-4150-2012	Revenue	Local Receipts	$0.00	$0.00	$0.00

Description	Account ID	Department	Revenue source	Amounts - FY25 Budgeted	Amounts - FY26 Budgeted	Amounts - FY27 Budgeted
2013 MOTOR VEHICLE EXCISE REVENUE	0010-4150-2013	Revenue	Local Receipts	$0.00	$0.00	$0.00
2014 MOTOR VEHICLE EXCISE REVENUE	0010-4150-2014	Revenue	Local Receipts	$0.00	$0.00	$0.00
2015 MOTOR VEHICLE EXCISE REVENUE	0010-4150-2015	Revenue	Local Receipts	$0.00	$0.00	$0.00
2016 MOTOR VEHICLE EXCISE REVENUE	0010-4150-2016	Revenue	Local Receipts	$0.00	$0.00	$0.00
2017 MOTOR VEHICLE EXCISE REVENUE	0010-4150-2017	Revenue	Local Receipts	$0.00	$0.00	$0.00
2018 MOTOR VEHICLE EXCISE REVENUE	0010-4150-2018	Revenue	Local Receipts	$0.00	$0.00	$0.00
2019 MOTOR VEHICLE EXCISE REVENUE	0010-4150-2019	Revenue	Local Receipts	$0.00	$0.00	$0.00
2020 MOTOR VEHICLE EXCISE REVENUE	0010-4150-2020	Revenue	Local Receipts	$0.00	$0.00	$0.00
2021 MOTOR VEHICLE EXCISE REVENUE	0010-4150-2021	Revenue	Local Receipts	$0.00	$0.00	$0.00
2022 MOTOR VEHICLE EXCISE REVENUE	0010-4150-2022	Revenue	Local Receipts	$0.00	$0.00	$0.00
2023 MOTOR VEHICLE EXCISE REVENUE	0010-4150-2023	Revenue	Local Receipts	$0.00	$0.00	$0.00
2024 MOTOR VEHICLE EXCISE REVENUE	0010-4150-2024	Revenue	Local Receipts	$0.00	$0.00	$0.00
2025 MOTOR VEHICLE EXCISE REVENUE	0010-4150-2025	Revenue	Local Receipts	$6,190,000.00	$0.00	$0.00
2026 MOTOR VEHICLE EXCISE	0010-4150-2026	Revenue	Local Receipts	—	$6,346,992.00	$0.00
2027 MOTOR VEHICLE EXCISE	0010-4150-2027	Revenue	Local Receipts	—	—	$7,010,624.00
Federal Revenue				**$850,000.00**	**$850,000.00**	**$850,000.00**
FEMA REIMBURSEMENTS	0010-4500-4580	Revenue	Local Receipts	$0.00	$0.00	$0.00
DRUG SUBSIDY REIMBURSEMENT	0010-4500-4619	Revenue	Local Receipts	$0.00	$0.00	$0.00
MEDICAID REIMBURSEMENT	0010-4500-4621	Revenue	Local Receipts	$850,000.00	$850,000.00	$850,000.00
Tax Exemptions				**$145,502.00**	**$187,147.00**	**$180,000.00**
EXEMPTIONS: ELDERLY, BLIND, ETC.	0010-4600-4610	Revenue	State Revenue	$145,502.00	$187,147.00	$180,000.00
Education Aid				**$63,910,729.00**	**$69,770,045.00**	**$70,838,845.00**
CHERRY SHEET/EDUCATION	0010-4600-4620	Revenue	State Revenue	$63,910,729.00	$69,770,045.00	$70,838,845.00
School Construction Reimb.				**$0.00**	**$0.00**	**$0.00**
SCHOOL CONSTRUCTION REIMBURSEMENT	0010-4600-4622	Revenue	State Revenue	$0.00	$0.00	$0.00
Unrestricted Aid				**$15,302,304.00**	**$15,788,028.00**	**$15,736,139.00**
UNRESTRICTED LOCAL AID	0010-4600-4623	Revenue	State Revenue	$15,302,304.00	$15,788,028.00	$15,736,139.00
Charter School Reimbursements				**$1,797,063.00**	**$1,727,217.00**	**$2,036,384.00**
CHARTER SCHOOL REIMBURSEMENTS	0010-4600-4624	Revenue	State Revenue	$1,797,063.00	$1,727,217.00	$2,036,384.00
Veterans Benefits				**$84,441.00**	**$62,739.00**	**$49,465.00**
VETERANS BENEFITS	0010-4600-4651	Revenue	State Revenue	$84,441.00	$62,739.00	$49,465.00

FY2027 REVENUES

Description	Account ID	Department	Revenue source	Amounts - FY25 Budgeted	Amounts - FY26 Budgeted	Amounts - FY27 Budgeted
Homeless Transportation				**$200,000.00**	**$200,000.00**	**$200,000.00**
HOMELESS TRANSPORTATION REIMBURSEME	0010-4600-4665	Revenue	State Revenue	$200,000.00	$200,000.00	$200,000.00
				$224,140,033.39	$236,127,611.75	$240,335,504.68

Property Tax Dependence

- Primary revenue source (~50%+)
- Limited growth under Prop 2½
- Relies on new growth or override
- New Growth for FY2027 Estimated at $1,250,000
  - 2026 = $1,349,436
  - 2025 = $1,068,254
  - 2024 = $1,393,087

One-Time Revenue Risk

Free Cash: $5.2M

ARPA: $0 (down from prior years)

Reliance on non-recurring funds

Expenditure Snapshot

- Schools: $102.1M
- Benefits: $33.1M
- Police: $14.0M
- Fire: $15.2M
- Retirement: $16.0M
- Public Works: $9.5M

City of Malden

FY2027 Proposed Budget General Fund

Schedule B

July 1, 2026 – June 30, 2027

Assessor $488,832
Board of Appeals $14,280
Cannabis Commission $10,500
Cemetery $570,455
City Clerk $675,666
City Council $357,035
Conservation Commission $10,000
Controller $2,877,206
Debt $5,491,519
Emergency Management $18,250
Engineering $407,146
Essex County Voke $210,000
Fire Department $15,165,262
Fourth of July $20,000
Health and Human Services $544,272
Historical Commission $10,000
Human Resources & Benefits $33,120,886
Information Technology $972,033
Inspectional Services $1,144,623
Legal $1,712,382
Library $1,752,947
Licensing Board $10,750
Mayor's Office $647,185
Memorial Day $5,000
Northeast Regional Voke $4,211,461
Parking Department $1,184,241
Pine Banks Parks $582,288
Planning Board $28,080
Police Department $14,006,426
Public Facilities $3,716,143
Public Works $9,525,480
Recreation $347,333
Retirement (Pensions) $15,999,973
School Department $102,147,689
Strategic Planning and Community Development $477,000
Senior Center $335,627
Teen Enrichment Center $169,179
Traffic Department $640,347
Treasurer $1,256,647
Veterans Day $5,000
Veteran's Services $188,726

Education Spending

- Largest cost center
- Driven by mandates and contracts
- Limits flexibility

Benefits & Fixed Costs

- Health insurance ~$28.9M
- Rapid growth area
- Major structural driver
- Transition into the Commonwealth of Massachusetts Group Insurance Commission (GIC) effective 07/01/2026 (savings to be known by 06/01/2026)

Local Aid

FY2027 Preliminary Cherry Sheet Estimates

Malden

Estimated Receipts | Estimated Assessments & Charges

PROGRAM	FY2026 Cherry Sheet Estimate	FY2027 Governor's Local Aid Proposal	FY2027 House Budget	FY2027 Senate Budget	FY2027 Conference Committee
Education Receipts:					
Chapter 70	69,770,045	70,271,045	70,838,845	+$567,800	
School Transportation	0	0	0		
Charter Tuition Reimbursement	1,583,912	2,426,021	2,036,384	-$389,637	
Smart Growth School Reimbursement	0	0	0		
Offset Receipts:					
School Choice Receiving Tuition	0	0	0		
Sub-Total, All Education Items:	**71,353,957**	**72,697,066**	**72,875,229**		
General Government:					
Unrestricted Gen Gov't Aid	15,618,098	16,007,633	15,736,139	-$271,494	
Regional Public Libraries	0	0	0		
Veterans Benefits	64,395	49,465	49,465		
Exemp: VBS and Elderly	187,133	229,847	229,847		
State Owned Land	0	0	0		
Offset Receipts:					
Public Libraries	192,043	197,151	197,151		
Sub-Total, All General Government:	**16,061,669**	**16,484,096**	**16,212,602**		
Total Estimated Receipts:	**87,415,626**	**89,181,162**	**89,087,831**	-$93,331	

State Assessments

FY2027 Preliminary Cherry Sheet Estimates

Malden

Estimated Receipts | Estimated Assessments & Charges

PROGRAM	FY2026 Cherry Sheet Estimate	FY2027 Governor's Local Aid Proposal	FY2027 House Budget	FY2027 Senate Budget	FY2027 Conference Committee
County Assessments:					
County Tax	0	0	0		
Suffolk County Retirement	0	0	0		
Sub-Total, County Assessments:	**0**	**0**	**0**		
State Assessments and Charges:					
Retired Teachers Health Insurance	0	0	0		
Mosquito Control Projects	0	0	0		
Air Pollution Districts	20,469	19,539	19,539		
Metropolitan Area Planning Council	39,502	40,485	40,485		
Old Colony Planning Council	0	0	0		
RMV Non-Renewal Surcharge	233,380	240,140	240,140		
Sub-Total, State Assessments:	**293,351**	**300,164**	**300,164**		
Transportation Authorities:					
MBTA	4,998,369	5,104,252	5,104,252		
Regional Transit	0	0	0		
Sub-Total, Transp Authorities:	**4,998,369**	**5,104,252**	**5,104,252**		
Annual Charges Against Receipts:					
Multi-Year Repayment Program	0	0	0		
Special Education	20,200	17,031	17,095		
Sub-Total, Annual Charges:	**20,200**	**17,031**	**17,095**		
Tuition Assessments:					
School Choice Sending Tuition	485,513	513,337	500,525	-$12,812	
Charter School Sending Tuition	11,119,771	12,310,881	12,105,665	-$205,216	
Sub-Total, Tuition Assessments:	**11,605,284**	**12,824,218**	**12,606,190**		
Total All Estimated Charges:	**16,917,204**	**18,245,665**	**18,027,701**	-$217,964	

Bottom Line

- Balanced but strained
- Rising costs vs limited revenue
- Long-term sustainability challenge
- Multi-Year Approach to Achieve Long Term Sustainability
- Balance Between Cuts and Use of Reserves